

Spectral Illuminance Meter

Model: LS330
User Manual V2.05

Please read this manual carefully before using and reserve it for reference.

I. Product introduction

Illuminance Meter is a versatile instrument designed with a spectral sensor. It is suitable for measuring illuminance, UV index, flicker frequency, standard deviation of color matching (CDCM), color rendering index (CRI), correlated color temperature (CCT), temperature, and humidity in various scenarios such as lamps and lanterns lighting, outdoor lighting, greenhouse lighting, and stage lighting. This instrument can also display the spectral curve, which can identify the type of lighting fixture and assess blue light hazards.

The instrument also has a plant illumination mode, which is specially designed for plant growth environments. It can accurately measure photosynthetic photon flux density (PPFD), PPFD (Blue), PPFD (Green), PPFD (Red), Yield Photon Flux Density (YPPFD), chlorophyll-a, and chlorophyll-b, helping users understand and optimize light management during the planting process and improve plant growth efficiency. It is suitable for home gardening, plant factories, greenhouses, agricultural research, plant lighting, and other fields.

Standards for the product

JJG 245-2005 Verification Regulation of Illuminance Meter

GB 50034-2024 Standard for lighting design of buildings

GB 40070-2021 Hygienic requirements of study products for myopia prevention and control in children and adolescents

GB/T 5702-2019 Method for measuring the color rendering properties of light sources

GB/T 9473-2022 Performance requirements for table lamps for paper task

GB/T 18204.1-2025 Examination methods for public places Part 1:Physical indicators

GB/T 20145-2006 Photobiological safety of lamps and lamp systems

GB/T 21005-2007 UV erythema reference action spectrum, standard erythema dose and UV index

QX/T 87-2008 UV index forecast

GBZ 39942-2021 Application of GB/T 20145 for the assessment of blue light hazard to light sources and luminaires

GBZ 44064-2024 Technical report on LED artificial lighting environment for plant growth

GBT 44941-2024 Terminology for horticulture lighting

GBT 44473-2024 LED lamps, LED luminaires and LED modules for horticulture

Lighting-Performance specifications

IEEE Std 1789-2015 "IEEE Recommended Practices for Modulating Current in High-Brightness LEDs for Mitigating Health Risks to Viewers"

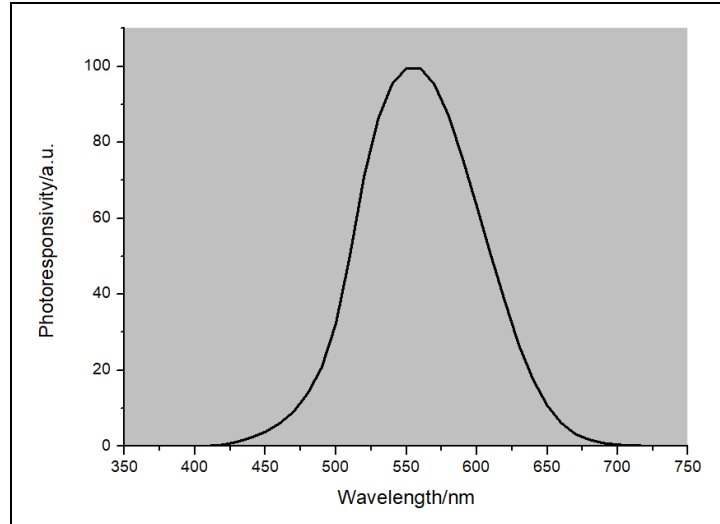
II. Technical Parameters

Illuminance Wavelength Range	400nm ~ 700nm
Illuminance Wavelength Interval	10nm
Illuminance Measurement Range	0 ~ 1000000 Lux
Illuminance Resolution	0.1 Lux
Illuminance Measurement Accuracy	$\leq \pm(3\%H + 2 \text{ Lux})$ (H is the standard value, calibrated with the CIE standard illuminant A)
Illuminance Unit Options	Lux (default), FC
CCT Measurement Range	1000 ~ 100000K
CCT Measurement Accuracy	$\pm 5\%$ (Calibrated with the CIE standard illuminant A)
CRI Measurement Range	0 ~ 100
CRI Measurement Accuracy	± 2 (Calibrated with the CIE standard illuminant A)
UV Index Measurement Range	0.0 ~ 15.0
UV Index Measurement Accuracy	± 0.5
Flicker Frequency Measurement Range	10 ~ 500 Hz
Flicker Frequency Measurement Accuracy	$\pm 5\%$
Temperature Measurement Range	-20°C ~ 80°C
Temperature Measurement Accuracy	$\pm 0.5^\circ\text{C}$
Humidity Measurement Range	0%RH ~ 90%RH
Humidity Measurement Accuracy	$\pm 4\%RH$
PPFD measurement range	0 – 10000 $\mu\text{mol}/\text{m}^2/\text{s}$
PPFD measurement accuracy	$\leq \pm(5\%H + 0.5 \mu\text{mol}/\text{m}^2/\text{s})$
PPFD (Blue) measurement range	0 – 5000 $\mu\text{mol}/\text{m}^2/\text{s}$
PPFD (Blue) measurement accuracy	$\leq \pm(10\%H + 0.5 \mu\text{mol}/\text{m}^2/\text{s})$
PPFD (Green) measurement range	0 – 5000 $\mu\text{mol}/\text{m}^2/\text{s}$
PPFD (Green) measurement accuracy	$\leq \pm(10\%H + 0.5 \mu\text{mol} / \text{m}^2/\text{s})$
PPFD (Red) measurement range	0 – 5000 $\mu\text{mol}/\text{m}^2/\text{s}$
PPFD (Red) measurement accuracy	$\leq \pm(10\%H + 0.5 \mu\text{mol} / \text{m}^2/\text{s})$

YPDF measurement range	0 – 10000 $\mu\text{mol}/\text{m}^2/\text{s}$
YPDF measurement accuracy	$\leq \pm(5\%H + 0.5 \mu\text{mol} / \text{m}^2/\text{s})$
Chlorophyll-a measurement range	0 – 10000 $\mu\text{W}/\text{cm}^2$
Chlorophyll-a measurement accuracy	$\leq \pm(10\%H + 0.5 \mu\text{W}/\text{cm}^2)$
Chlorophyll-b measurement range	0 – 10000 $\mu\text{W}/\text{cm}^2$
Chlorophyll-b measurement accuracy	$\leq \pm(10\%H + 0.5 \mu\text{W}/\text{cm}^2)$
Response Time	<0.7 seconds
Test Aperture Diameter	$\Phi 21\text{mm}$
Size	187.1mm * 72mm * 28mm
Weight	About 199g (including batteries)
Display	240*160 Dot Matrix LCD
Power Supply	2 AA Alkaline Batteries
Operating Temperature Range	0°C ~50°C, 0~85%RH(no condensation)
Storage Temperature Range	-10°C ~60°C, 0~85%RH(no condensation)
Supply Voltage	DC3V
Operating Current	20mA
Operating Power Consumption	60mW

III. Spectral response curve

Adopting the spectral sensor design, the illuminance value is obtained by integral of the $V(\lambda)$ function with the measured spectrum, ensuring that the spectral response curve of the instrument is in perfect agreement with $V(\lambda)$.





IV. Product features





1. It is designed with a spectral sensor with spectral response identical to the $V(\lambda)$ function, providing accurate measurement for different colors of light.
2. Ultra-large measurement range up to 1,000,000 Lux, suitable for various illuminance measurements.
3. It can measure flicker frequency to evaluate whether the flicker of the lighting meets requirements.
4. It can measure color rendering index (CRI) to assess the lighting ability to reproduce colors.
5. It can measure correlated color temperature (CCT) to determine if the lighting color temperature meets requirements.
6. The spectral curve can identify if the lighting is full-spectrum LED and its blue light protection.
7. The instrument also can measure UV index, temperature, and humidity measurement for environmental parameters.
8. Rich statistical functions display real-time, maximum, minimum, and average illuminance values simultaneously.
9. The instrument has a plant illumination measurement mode, which is used to manage the lighting environment of plants and can greatly improve the quality and yield of various plants.
10. Auto shutdown can be set to prevent battery drain when not in use.
11. Utilize advanced digital probe technology, where digital signal processing is performed directly, reducing interference and providing excellent measurement accuracy.

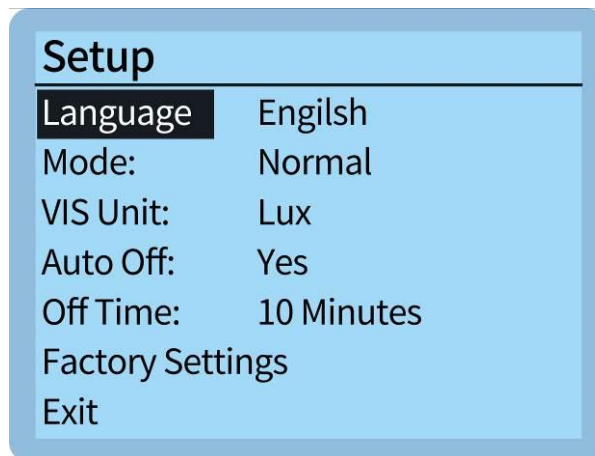
V. Operations

1. Power on/off






- **Power on:** Press  to power on the instrument. After powering on, the instrument displays the information of the version number, serial number and enters into the measurement interface:
- **Power off:** Long press the  button to power off; or the instrument will automatically power off when "Auto Off" set to ON.

2. Parameter settings



In the off state, long press the  button 3s to enter the system setting mode. In the setting mode, there are seven sub-options, the   can select Language, Measurement Mode, Unit, AutoOff, OffTime, Factory Settings and Exit. Short press  to confirm selection.



A. Language

Short press  or  to enter the language selection,   button to select the language, short press , and the setting is completed.

B. Measurement Mode






Short press  or  to enter the mode selection,   button to select the mode, short press , and the setting is completed.

C. Unit






Short press  or  to enter unit selection,   button to select unit, short press ,

and setting is finished.





D. Auto Off:

Short press the  or  to enter auto power off selection,   button to select [Yes/No] auto power off, short press , then the setting is completed.


E. Off Time

Short press  or  to select the shutdown time,   to extend or shorten the shutdown time (long press to fast change the duration; may be set between 1-255 minutes), then short press  to finish the setting.

F. Factory Settings

Short press  to enter the restore factory selection interface,   to switch the [Yes/No] option, short press  to confirm the option and return to the setting interface.

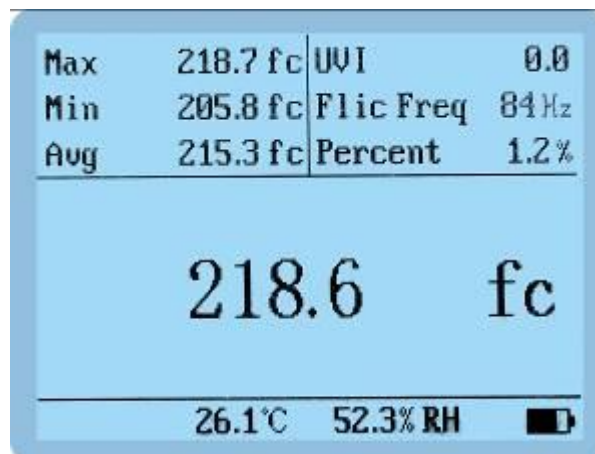
G. Exit



Press  briefly to exit the main menu and access the measuring interface.

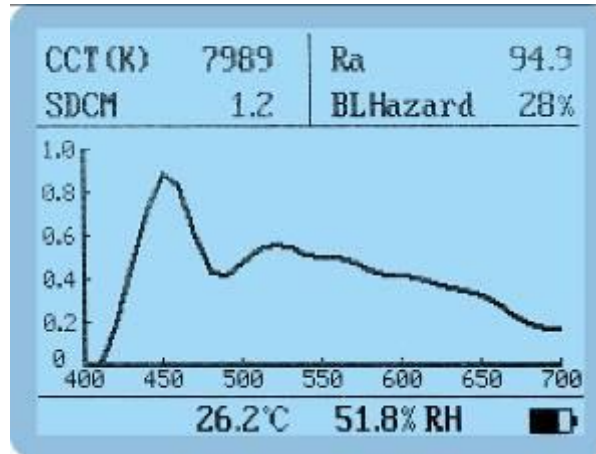
3. Measurement

Normal illumination mode:

After powering on the instrument, it enter the measurement interface. The system displays the real-time illuminance value, maximum value, minimum value, average value, UV index, flicker frequency, percent flicker, temperature and humidity.

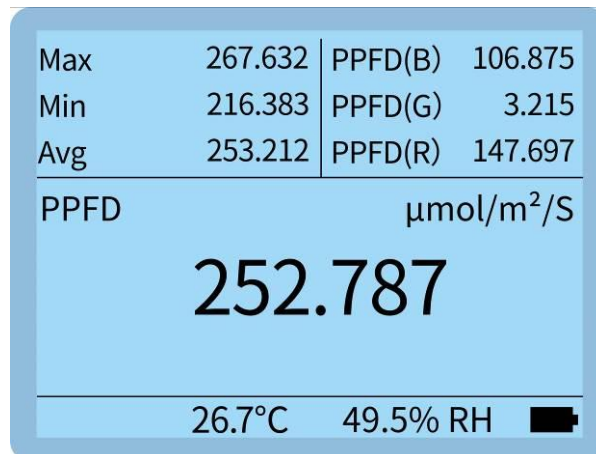




In the measurement mode, if the backlight is off, press the  button to light the backlight; if the backlight is already lit, short press the  button, the interface switches to the spectral curve interface, which displays the spectral curve, correlated color temperature (CCT), color rendering index (CRI), standard deviation of color matching (SDCM), and blue light hazard ratio.

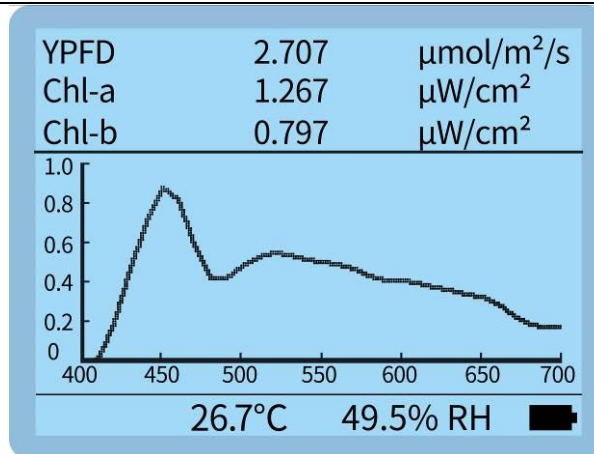










Plant illumination mode:

The interface displays PPFD real-time value, maximum value, minimum value, average value, PPFD (Blue), PPFD (Green), PPFD (Red), temperature, and humidity. (The interface below shows the various parameters).











In the measurement mode, if the backlight is off, press the  button to light the backlight; if the backlight is already lit, short press the  button, the interface switches to the spectral curve interface, which displays the spectral curve, yield photon flux density (YPFD), chlorophyll-a and chlorophyll-b.



- In the measurement mode, if the backlight is off, short press the  button to light the backlight; if the backlight is already lit, short press the  button, and the "HOLD" icon will be displayed in the lower left corner of the interface. All data will be holding on the LCD, and the current data will be recorded.
- In the "HOLD" state, if the backlight is off, press the  button to light the backlight; if the backlight is already lit, short press the  button to cancel the HOLD state and start a new measurement.
- In the measurement mode, if the backlight is off, short press the  button to light the backlight; if the backlight is already lit, press the  button to clear up the current data and start a new measurement.
- In the measurement mode, short press  or  to enter the Record data query mode

4. Record data query mode

- Short press  or , enter the record data query mode. The instrument will display the latest recorded data No.1 (up to 9 recorded data are stored in the instrument, and the oldest recorded data will be deleted automatically when exceed 9 recorded data).
- Short press  or  to scroll up or down a recorded data.
- Short press  to display data deletion prompt interface, short press   to select [Yes/No], then short press  to confirm.

- Short press the button to enter the measurement mode.

5. PC Software

Connect the device to a computer via USB to use the dedicated PC software for illuminance and luminance meters. The software supports reading measurement records, viewing spectral data, exporting data to Excel, and other functions.

The screenshot shows the Linshang PC software interface. At the top, there are buttons for 'English' and a language icon. Below that, there are buttons for 'Read Records', 'Clear Data', 'Export Excel', and 'Spectral Data'. The 'Device information' section shows SN: 330005126 and Firmware Version: 2.00. The main data table is as follows:

	Illuminance [Lux]	MAX [Lux]	MIN [Lux]	Avg [Lux]	CCT [K]	UVI	Freq [Hz]	Percent [%]	Ba	Temperature [°C]	Humidity [RH]	SDCM	BL Hazard [%]	Operation
1	718.1	855.1	686.1	767.6	4985	0.0	90°	5.1	62.8	27.5	47.0	5.1	13	Delete
2	881.5	895.1	881.3	884.9	5184	0.0	90°	7.0	63.8	26.9	53.1	6.8	21	Delete
3	811.3	1270.2	0.0	214.0	5173	0.0	90°	6.5	63.8	26.5	51.0	6.8	24	Delete
4	748.3	855.7	0.0	511.2	7178	0.0	90°	8.7	57.8	25.9	56.3	7.5	29	Delete
5	887.0	887.0	272.5	489.6	6034	0.0	---	---	55.9	27.5	48.3	6.3	18	Delete
6	1059.3	1270.2	1022.1	1100.1	3789	0.0	90°	8.3	66.9	23.0	48.4	8.3	15	Delete
7	1502.8	1742.5	1465.4	1500.8	4921	0.0	90°	8.6	66.4	23.0	50.0	6.3	16	Delete
8	1419.8	2486.8	251.2	1129.8	4487	0.0	90°	8.3	67.9	25.8	52.1	5.8	18	Delete

VI. Measurement and precautions

1. When not in use, please long press the button to power off.
2. Avoid contacting with corrosive materials and keep away from high humidity.
3. Cover the probe with the dust cap after shutting down to avoid contamination of photosensitive part of the probe.
4. The recommended period of calibration is one year.
5. When not in use for a long time, be sure to store the instrument in a low humidity environment.
6. When the instrument displays Low Battery, please replace the battery.

VII. Measurement Parameters and China National Standard

Explanation

1. *GBT 21005-2007 UV erythema reference action spectrum, standard erythema dose and UV index, P7, A.3.*

The UV Index (UVI) is a quantitative indicator of the level of erythemal effective irradiance of solar UV radiation at the earth's surface. The following table shows the protective measures to be taken for different exposure levels:

UVI	Exposure level	Protection should be taken
≤2	Low	No protection needed.
3~5	Middle	When outside, protection needed. Such as applying sunscreen, wearing long-sleeved clothing, wide-brimmed hats, sunglasses, using parasols, or staying in shade.
6,7	High	
8~10	Very high	Minimize outside activities, extra protection needed. Such as applying sunscreen, wearing long-sleeved clothing, wide-brimmed hats, sunglasses, using parasols, or staying in shade.
≥11	Extreme	

2. *IEEE Std 1789-2015, P12, 4.1, GBT 9473-2017 Performance requirements for table lamps for paper task, P2, 3.6, P4, 5.5.2.*

Percent flicker, also known as flicker percentage or modulation depth, is the ratio of the difference between the maximum and minimum values of light output over one cycle to the sum of the maximum and minimum values of light output. The definition of flicker-free LED desk lamps is as follows:

Flicker Frequency/Hz	f≤10	10<f≤90	90<f≤3125	f>3125
Flicker Percentage Limits/%	0.1	f*0.01	f*0.08/2.5	No Limits

Flicker frequency refers to the number of cycles a light source goes through from bright to dim and back to bright within a certain period.

The domestic mains frequency is 50 Hz, corresponding to a flicker frequency of 100Hz. The flicker-free limit is calculated as $100 * 0.08 / 2.5 = 3.2\%$. If the flicker percentage is below this limit, the flicker frequency is displayed as "No flicker".

3. *GB 50034-2013 Standard for lighting design of buildings, P5、 6.*

Color Rendering Index (Ra): The color rendering index (CRI) is a measure of the color rendering of a light source, which indicates the extent to which the color of the object under the light source being measured and the color of the object under the reference standard light source are in accordance with each other. The general CRI, commonly referred to as Ra, is the average value of the CRI of the first 1 to 8 standard color samples specified by the International Commission on Illumination (CIE).

Correlated Color Temperature (CCT): If the chromaticity of a light source does not lie on the blackbody trajectory but is closest to the chromaticity of a blackbody at a particular temperature, then the absolute temperature of that blackbody is the correlated color temperature of the light source, abbreviated as CCT.

Standard Deviation of Color Matching (SDCM): This represents the deviation of each light source from the rated chromaticity within a batch of light sources, expressed in terms of the standard deviation of color matching (SDCM).

4. *GBZ 39942-2021 Application of GB/T 20145 for the assessment of blue light hazard to light sources and luminaires*, P1, 3.2.

Blue Light Hazard Efficiency of Radiation: The ratio of blue light hazard to the corresponding radiation amount. The larger the ratio, the greater the proportion of blue light.

5. *GB 40070-2021 Hygienic requirements of study products for myopia prevention and control in children and adolescents*, P5, 10.

Hygienic requirements for lighting fixtures in ordinary classrooms: The correlated color temperature (CCT) should be no less than 3300K and no more than 5300K. The general color rendering index (Ra) should be no less than 80.

6. *GBT 9473-2017 Performance requirements for table lamps for paper task*, P2, 3.6, P4, 5.5.2.

The standard deviation of color matching should not exceed 5, and the general color rendering index (Ra) should not be less than 80. The percent flicker should not exceed the limit corresponding to the "no significant impact" level.

7. *GBZ 44064-2024 Technical report on LED artificial lighting environment for plant growth*, P2, 5.3.

PPFD (Photosynthetic Photon Flux Density) refers to the number of photons of photosynthetic active radiation (PAR, wavelength 400nm~700nm) directly related to photosynthesis, and is currently an internationally common physical quantity in the field of light environment regulation for plant growth.

PPFD blue (400-500nm): blue light has a regulatory effect on the development of plant roots, stems, leaves, and biomass accumulation.

PPFD green (500-600nm): green light has high transmittance and can penetrate deeper into leaf tissue. For fruit and vegetable crops with larger canopies, appropriately increasing the proportion of green light can help promote photosynthesis of leaves in the middle and lower parts of the canopy.

PPFD red (600-700nm): red light effectively drives photosynthesis, provides energy for plant growth, regulates plant endogenous metabolism and plant growth and development, promotes flowering and fruiting of plants, and improves fruit yield and quality.

YFPD (Yield Photon Flux Density): the total effective radiation calculated by weighting the photosynthetic efficiency of photons of different wavelengths, is calculated by weighting PPFD by wavelength efficiency to obtain YFPD, which reflects the comprehensive impact of light quality on plant growth. Through systematic measurement of the quantum efficiency (photosynthetic response) of plants to light of different wavelengths, it is found that the efficiency of red light (600-700 nm) and

blue light (400-500 nm) is significantly higher than that of green light (500-600 nm).

Chlorophyll-a, chlorophyll-b: the effective radiation calculated by weighting the absorption spectra of chlorophyll-a and chlorophyll-b according to the light intensity of different wavelengths.

VIII. Packing list

No.	Description	Quantity	Unit
1	Spectral Illuminance Meter	1	pcs
2	User Manual	1	pcs
3	Calibration Report	1	pcs

IX. Service

1. The meter has one-year warranty. If the instrument works abnormally, please send the whole instrument to our company for maintenance
2. Provide users with spare parts and lifelong maintenance services
3. Provide the users with the meter calibration service
4. Free technical support for long term

Manufacturer: Shenzhen Linshang Technology Co., Ltd.

Website: www.linshangtech.com

Service hotline: 086-755-86263411

Email: sales21@linshangtech.com